




EAX6X4



INCLUDES HIGH SPEED HDMI 1.4
CABLE WITH ETHERNET & LEVEL

Full-Motion Tilting Wall Mount

For 32" to 75" TVs

Ready to save time, money and stress? Check out the EquaMount™ Full-Motion Tilting Wall Mount. The EAX6X6 holds 32"- 75" TVs weighing up to 99lb and is delivered right to your door with all the necessary wall and TV attachment hardware included. It's a simple, one-person installation and, bonus, you don't have to worry about those messy cables because we've taken care of all of that with our cable management system. After you've installed the TV, sit back and relax. Or, if you want to change it up this mount allows you to easily adjust the tilt of your TV to always have the perfect viewing angle. What more could you ask for?

FEATURES



TV SIZE
32"-75"



ADJUSTABLE TILT
Easily adjust the tilt to create the perfect viewing angle



UNIVERSAL MOUNTING PATTERN
Fits TVs with up to 600 x 400mm mounting patterns



MAX LOAD
99lb (44.9kg)



LOW-PROFILE DESIGN
Positions the TV 2.87" (73mm) from the wall



EXTENDED VIEWING ANGLE
Extends up to 17.25" (438mm)



RoHS



EQUAMOUNT.COM

WARRANTY: 1 Year



Full-Motion Tilting Wall Mount

For 32" to 75" TVs

EAX6X4

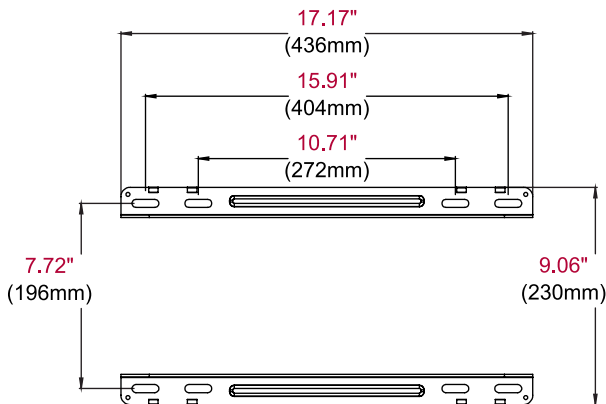
PRODUCT SPECIFICATIONS

MAX LOAD	99lb (44.9kg)
DIMENSIONS (W x H x D)	25.20" x 16.50" x 2.87"-17.25" (640 x 419 x 73-438mm)
MOUNTING PATTERN (W x H)	Up to 640 x 400mm (25.20" x 15.75")
TILT	+10°/-0°
PRODUCT WEIGHT	9.05lb (4.11kg)
FINISH	Durable Powdercoat
COLOR	Black

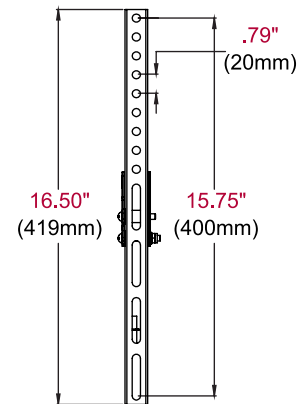
PACKAGE SPECIFICATIONS

PACKAGE SIZE (W x H x D)	25.71" x 2.36" x 9.37" (653 x 60 x 238mm)
SHIP WEIGHT	10.35lb (4.69kg)
UPC	735029313380
CONTENTS	Wall Mount with Level, HDMI Cable, Wood Lag Screws, Concrete Anchors and TV Mounting Hardware
UNITS IN PACKAGE	1

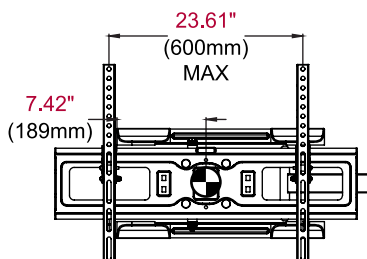
TECHNICAL DRAWINGS



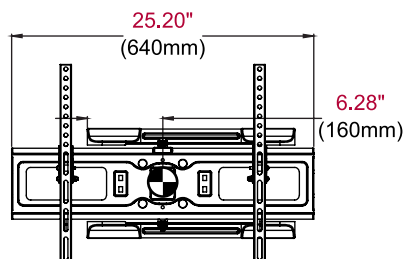
WALL PLATE DETAIL



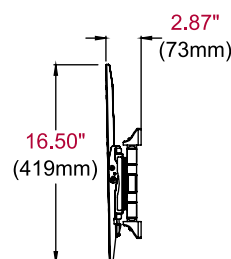
ADAPTOR BRACKET DETAIL



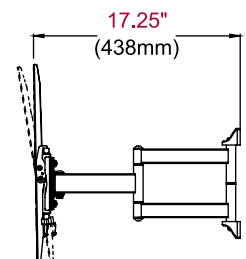
FRONT VIEW
COLLAPSED



FRONT VIEW
EXTENDED



SIDE VIEW
COLLAPSED



SIDE VIEW COLLAPSED
+10° TILT

